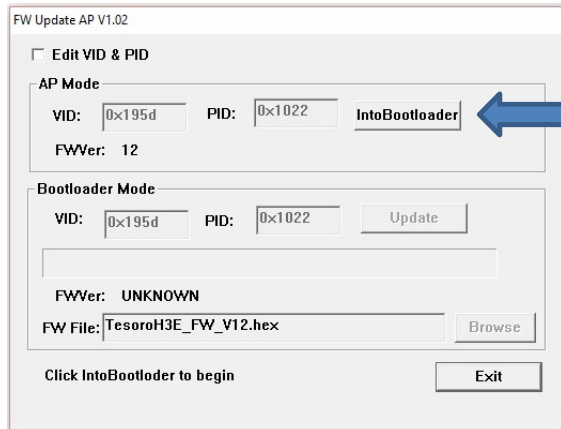
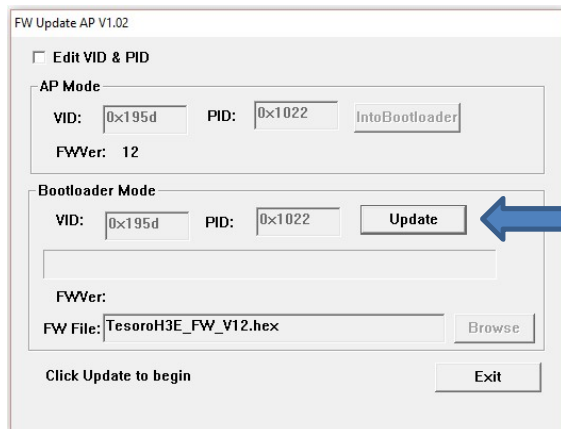


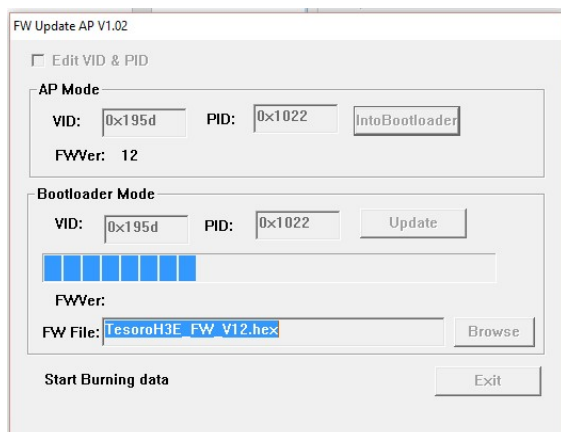
1. Unzip the file **Sharur FW Updater (2212).rar**.
2. Open the file **FWUpdate.exe**, and the FW Update AP window will appear.
3. Click the **IntoBootloader** button.



4. Click the **Update** button



5. Start the **Firmware Update**



6. Below pop-up window will appear when the **Firmware Update** finishes. Click **OK**.



7. Click **Exit**.

